



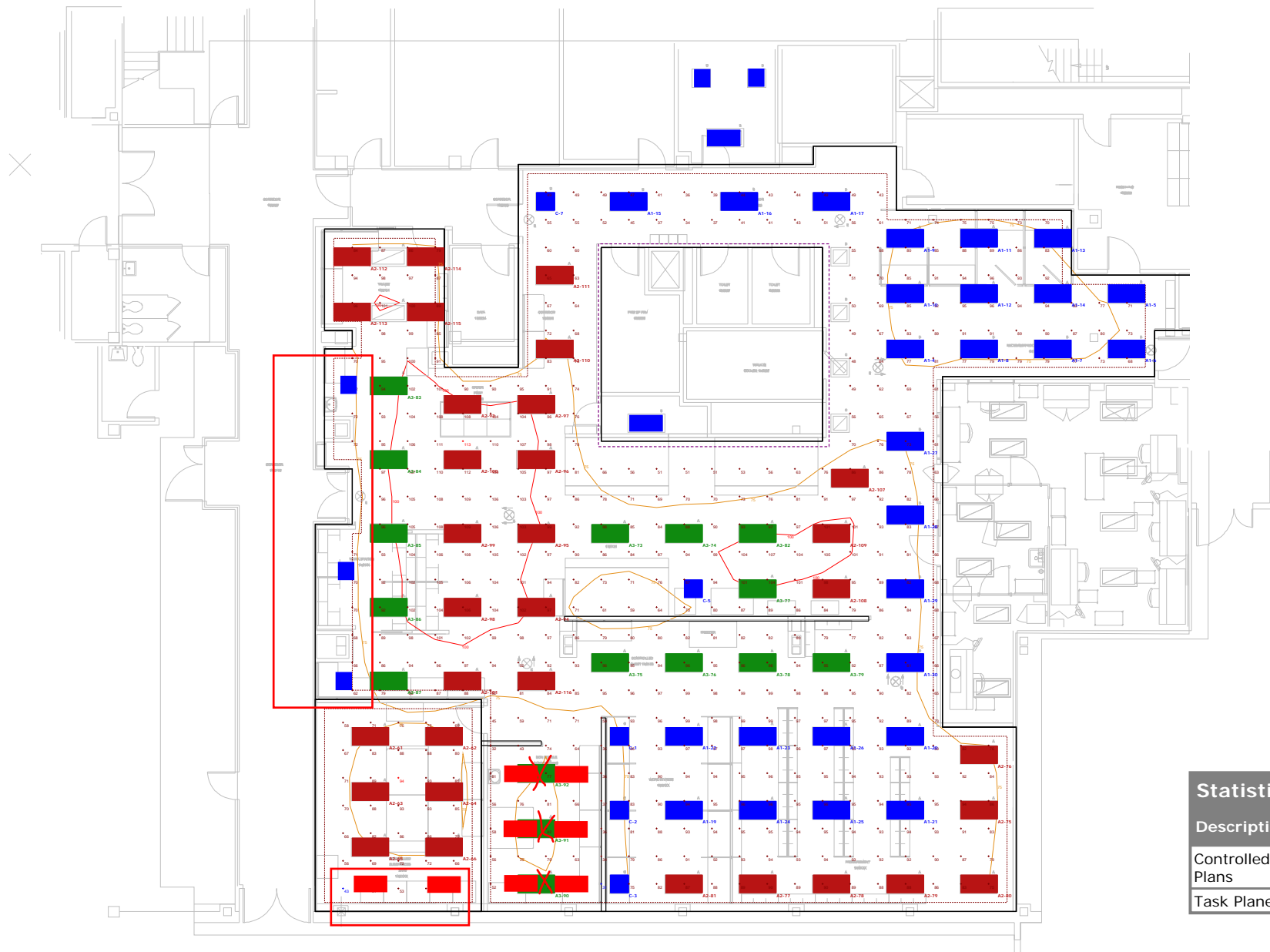
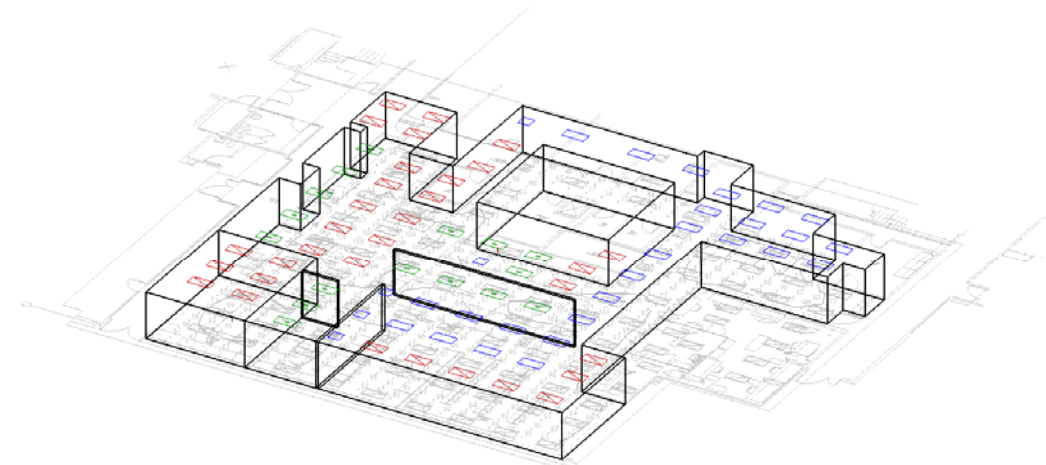


Schedule									
Symbol	Label	Quantity	Manufacturer	Catalog Number	Description	Filename	Lumens Per Lamp	Light Loss Factor	Wattage
	A1	<del>26</del> 28	Lithonia Lighting	2BLT4 60L ADSM EZ1 LP840 N100	BLT 2X4, 6000 Nominal Lumens, Curved Smooth lens, 4000K CCT	2BLT4_60L_ADSM_LP840.ies	6098	0.9	46.41
	A2	<del>32</del> 40	Lithonia Lighting	2BLT4 72L ADSM EZ1 LP840 N100	BLT 2X4, 7200 Nominal Lumens, Curved Smooth lens, 4000K CCT	2BLT4_72L_ADSM_LP840.ies	7344	0.9	58.74
	A3	<del>16</del> 13	Lithonia Lighting	2BLT4 85L ADSM EZ1 LP840 N100	BLT 2X4, 8500 Nominal Lumens, Curved Smooth lens, 4000K CCT	2BLT4_85L_ADSM_LP840.ies	8683	0.9	73.58
	C	<del>5</del> 10	Lithonia Lighting	2BLT2 48L ADSM EZ1 LP840 N100	BLT 2X2, 4800 Nominal Lumens, Curved Smooth lens, 4000K CCT	2BLT2_48L_ADSM_LP840.ies	4865	0.9	43.02



**Plan View**  
Scale - 1" = 16ft



View #2

Statistics						
Description	Symbol	Avg	Max	Min	Max/Min	Avg/Min
Controlled Sub Task Plans	+	74 fc	94 fc	43 fc	2.2:1	1.7:1
Task Plane	+	83 fc	113 fc	31 fc	3.6:1	2.7:1

NHRMC Pharmacy

Designer

Date  
7/13/2020  
Scale  
Not to Scale  
Drawing No.

Summary